

## COVER REMOVERS

### COVER CADDY

- Easily stores cover out of site
- Arrives fully assembled in box
- Works with a wide variety of spa brands and spa shapes



### COVER GENIE

- Price and clearance conscious
- Simplistic design offers trouble-free operation
- As little as 12" of clearance needed



## COVER VALET

- Industry leading 5 year warranty
- Requires only 4" - 6" of clearance behind the spa
- Dual gas shock assisted for effortless operation
- Variable mounting options



## COVER ROCK-IT

- Under-spa mount = no screws in your spa
- Zinc-plated and powder coated finish
- Simplicity translates to affordability



[For Measuring and Ordering a Cover for your Spa or Hot Tub](#)

# SPA COVER ORDER FORM

## Color

- ☐ Black
- ☐ Navy
- ☐ Sky Blue
- ☐ Teal Green
- ☐ Forest Green
- ☐ Almond
- ☐ Tan
- ☐ Brown
- ☐ Chocolate
- ☐ Cranberry
- ☐ Light Grey
- ☐ Dark Grey

(Thickness)

## Foam Size

- ☐ 3" to 2" HD
- ☐ 3" Flat HD
- ☐ 4" to 2" HD
- ☐ 4" to 3" HD
- ☐ 4" Flat HD
- ☐ 5" to 3" HD

## Skirt Size

- ☐ 2"
- ☐ 2 1/2"
- ☐ 3"
- ☐ 4"
- ☐ "

If known, fill in the following

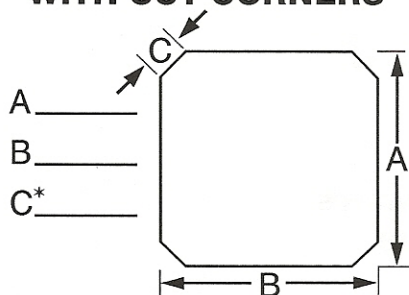
Spa Manufacturer \_\_\_\_\_

Spa Model \_\_\_\_\_

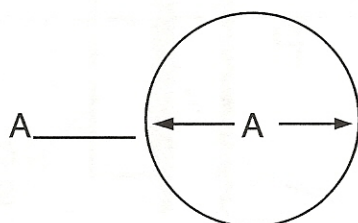
Special Instructions

**DRAW DOTTED LINE IN DIRECTION OF FOLD**

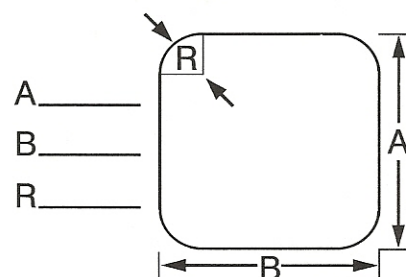
## SQUARE/RECTANGLE WITH CUT CORNERS



## ROUND

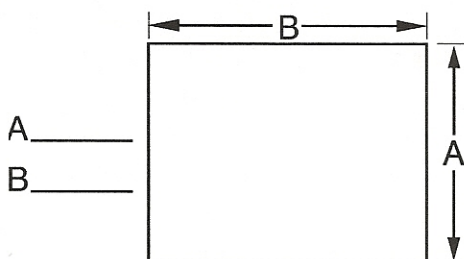


## SQUARE/RECTANGLE WITH ROUND CORNERS

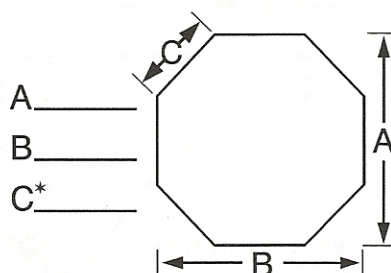


\*If need more info on R (see back)

## RECTANGLE/SQUARE



## OCTAGON



## OTHER

Customer's Name \_\_\_\_\_

Phone # \_\_\_\_\_

Note: Manufacturer is not held responsible or customer's wrong measurements.

Customer Signature \_\_\_\_\_

Date \_\_\_\_\_

Dealer's Stamp

Tag:

PO#

Faxed (b)

### Method # 2 for determining radius

Another way to measure the radius is by placing a carpenter's square on the outside corner of your spa. The distance between the corner of the carpenter's square and the place where it touches the spa (A) equals the radius of the curve (B).

## How to measure the radius of a curved spa

